


АНГЛИЙСКИЙ ЯЗЫК



АНГЛИЙСКИЙ в фокусе

Рабочая тетрадь к учебнику для 2 класса
общеобразовательных учреждений

2-е издание

Москва
Express Publishing
«Просвещение»
2007

УДК 373.167.1:811.111
ББК 81.2Англ-922
А64

Авторы: Н.И. Быкова, Дж. Дули, М.Д. Поспелова, В. Эванс
Authors: Virginia Evans, Jenny Dooley, Nadezhda Bykova, Marina Pospelova

Acknowledgements

Authors' Acknowledgements

We would like to thank all the staff at Express Publishing who have contributed their skills to producing this book. Thanks are due in particular to: Meryl Phillips (Editor in Chief); Julie Rich (senior editor); Nina Peters and Rianna Diammond (editorial assistants); Alex Barton (senior production controller) and the Express Publishing design team. We would also like to thank those institutions and teachers who piloted the manuscript, and whose comments and feedback were invaluable in the production of the book.

Colour Illustrations: Pan, Stone.

Series consultants: *Seamus Murphy, John Parsons, Slava Potapchouk.*

While every effort has been made to trace all the copyright holders, if any have been inadvertently overlooked the publishers will be pleased to make the necessary arrangements at the first opportunity.

Distributed in the Russian Federation, Armenia, Azerbaijan, Belarus, Georgia, Kazakhstan, Kyrgyzstan, Moldova, Mongolia, Tajikistan, Turkmenistan, Ukraine and Uzbekistan by **PROSVESHCHENIYE PUBLISHERS** and **CenterCom Ltd.**

Учебное издание

Быкова Надежда Ильинична
Дули Дженни
Поспелова Марина Давидовна
Эванс Вирджиния

Английский язык Английский в фокусе


**Рабочая тетрадь к учебнику для 2 класса
общеобразовательных учреждений**

Центр германских языков
Руководитель Центра *В.В. Копылова*
Зам. руководителя *Н.И. Максименко*
Редактор *Е.Р. Михальчук*
Компьютерная верстка *М.А. Семичева*
Корректор *Н.Д. Цухай*

Налоговая льгота – Общероссийский классификатор продукции ОК 005-93 - 953000. Изд.лиц. Серия ИД № 05824 от 12.09.01. Подписано в печать с диапозитивов 17.01.07. Формат 60х90/8. Бумага мелованная. Гарнитура Прагматика. Печать офсетная. Уч.-изд. л. 8,55. Тираж 30 000 экз. Заказ № 781.

Открытое акционерное общество «Издательство «Просвещение». 127521, Москва, 3-й проезд Марьиной рощи, 41.

Express Publishing. Liberty House, New Greenham Park, Newbury, Berkshire RG19 6HW Tel.: (0044) 1635 817 363 Fax: (0044) 1635 817 463 e-mail: inquiries@expresspublishing.co.uk <http://www.expresspublishing.co.uk>

ОАО «Тверской ордена Трудового Красного Знамени полиграфкомбинат детской литературы им. 50-летия СССР». 170040, Тверь, проспект 50 лет Октября, 46. 

ISBN 978-5-09-016316-3

© Express Publishing, 2007
© Издательство «Просвещение», 2007
Все права защищены

Contents

My Letters!	p. 4
Letter Blends!	p. 7
Big and Small!	p. 8
Starter Module	p. 10
Module 1	p. 14
Module 2	p. 24
Module 3	p. 34
Module 4	p. 44
Module 5	p. 54
Craftwork Sheets	p. 65



My Letters!

1 Trace the letters. Then write them.

a



e



b



f



c



g



d



h



2 Look and circle the first letter of the words.

1



a h b

2



c e g

3



d f h

4



e b d

5



a f g

6



c g a

1 Trace the letters. Then write them.


i		m	
j		n	
k		o	
l		p	
		q	

2 Look, read and complete the words.



1

_ amp



2

_ range



3

_ ueen



4

_ angaroo



5

_ nk



6

_ ouse



7

_ ug



8

_ est



9

_ in



1 Trace the letters. Then write them.

r	_____	v	_____
s	_____	w	_____
t	_____	x	_____
u	_____	y	_____
		z	_____

2 Look, read and circle the words.

w	i	n	d	o	w	a	v
b	y	c	d	e	f	g	e
r	a	b	b	i	t	h	s
i	c	j	o	s	r	k	t
l	h	p	x	n	e	v	z
m	t	q	s	a	e	w	i
n	o	r	t	k	u	x	p
u	m	b	r	e	l	l	a




Letter Blends!

1 sh or ch? Read and complete.



fi _ _




_ _ eese



_ _ ip



_ _ eep



_ _ ick



2 Say and circle the odd one out.



th



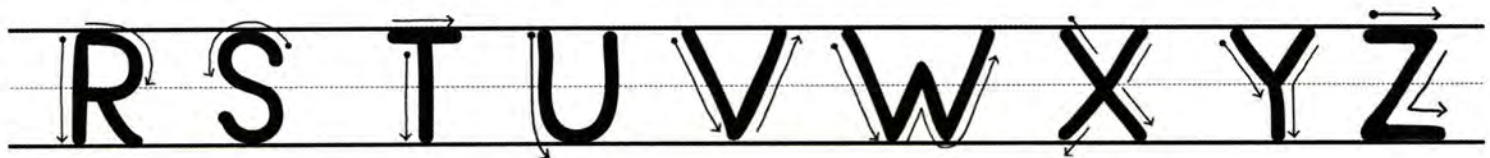
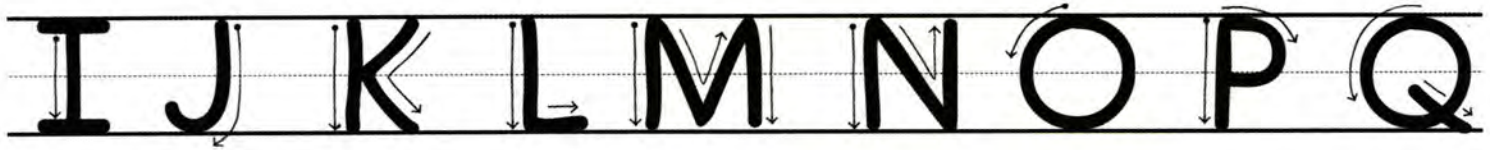

ph






Big and Small!

1 Trace the letters. Then write them.



2 Read and complete.




3 Read and complete.



R A B B I T



___ _ _ _ T



___ N ___



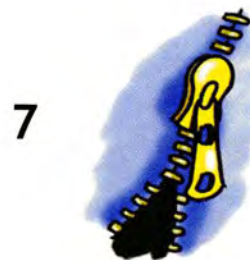
___ _ G



___ E ___



___ U ___



Z ___



___ E ___

Hello!

1 Who are they? Write their names.

1



2



2 Draw yourself. Then write.

Hello,
..... !

A large, empty rectangular box with a thin black border, intended for a student to draw a picture of themselves and write their name in the speech bubble above.

3 Read and complete the sentences. Then match them to the pictures.

1



2



a **Open** your books!

b down!

c your books!

d up!

3



4



My Family!

1 Read and complete.



1 m _ _ _ y



2 _ ad _ y



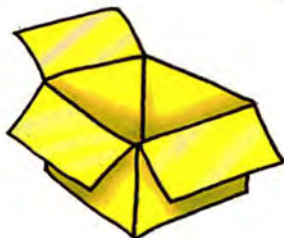
3 g _ a _ _ m _



4 _ r _ nd _ _

2 Read and **circle**.

1



- a a red box
b a yellow box

2



- a a green umbrella
b a white umbrella

3



- a a green vest
b a red vest

4



- a a green horse
b a white horse

5



- a a brown egg
b a yellow egg

3 Look and read.



This is my family!



my sister



my mummy



my daddy



my grandma



my grandpa

4 Draw your family and complete.



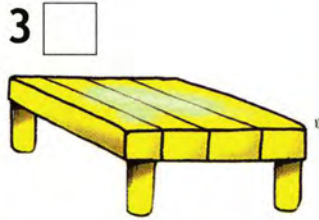
This is my family!

A collection of six empty rounded rectangular boxes for drawing. Each box has a small flower (red, yellow, or pink) on its side and a dotted line at the bottom for writing. A speech bubble with the text "This is my family!" is positioned at the top left of the first box.

1

My Home!

1 Read and match.



- a radio
- b bed
- c chair
- d tree house
- e table

2 Read and number.

- a It's a bed.
- b It's a radio.
- c It's a chair.
- d It's a table.

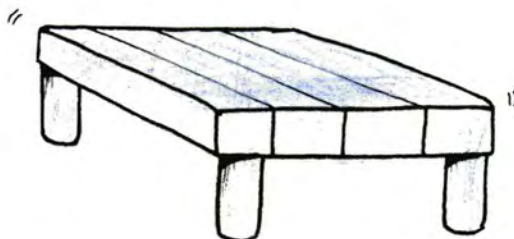


3 Read and colour.

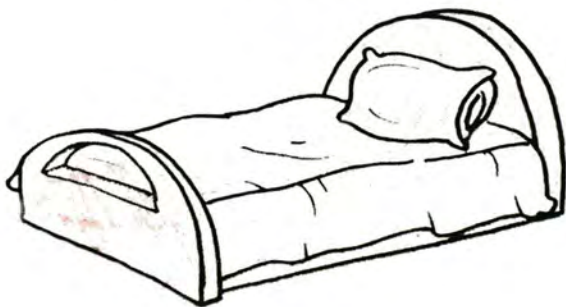
1 a yellow chair




2 a blue table



3 a red bed



4 a green radio



4 Look, read and complete.



- 1 a bed
- 2 a chair
- 3 a table
- 4 a radio

2

Where's Chuckles?

1 Look, read and match.

a garden b bedroom c kitchen



1



2



3

2 What can you see? Look, read and circle.

1



- a a green bed
- b a red chair

2



- a a blue radio
- b a yellow table

3



- a a white chair
- b a green bed

3 Read and write. Use: **He's** or **She's**.

- | | |
|---|---|
| 1 A: Where's Mummy?
B: She's in the garden. | 4 A: Where's grandma?
B: in the kitchen. |
| 2 A: Where's Daddy?
B: in the house. | 5 A: Where's Larry?
B: in the garden. |
| 3 A: Where's grandpa?
B: in the bedroom. | 6 A: Where's Lulu?
B: in the tree house. |

4 Look and say.



a blue chair!




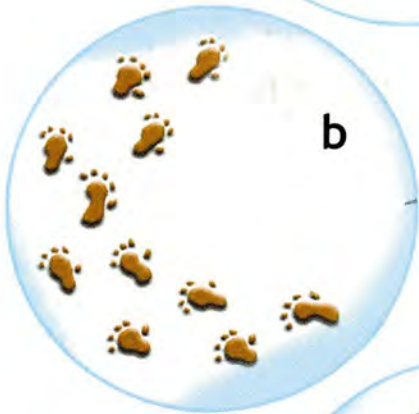

a red chair!



3

In the bath!

1 Where's Chuckles? Match and complete.



1



He is in the k _ _ _ _ _ .

2



He is in the
l _ _ _ _ _ .

3



He is in the b e d r o o m .

4



He is in the b _ _ _ _ _ .

2 Read and draw lines.

a living room

b kitchen

c bedroom

d bathroom



3 Read and draw lines.

1 The chair is in the living room.

2 The table is in the kitchen.

3 The lamp is in the bedroom.

4 The radio is in the bathroom.



I English!

1 Read and circle.

1 What's this?




A It's a radio.
B No, it isn't.

2 Where's Chuckles?



A Yes, he is.
B He's in the house.

2  Listen and draw lines.



3 Look, read and put a tick (✓) or a cross (X).



It's a cat.



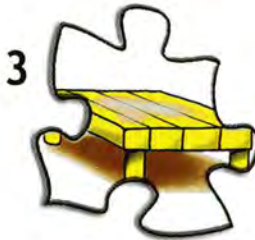
It's a bed.



It's a chair.



It's a table.



It's a tree house.



It's a house.




4 Read, circle and match.



radiobathgardentreehouse





Let's Play!



**3 GO
BACK
TO
START**



START



4

My Birthday!

1 Read and match.

a party b candles c sad d happy



1



2



3



4

2 Look, read and match.

2 3 4 5 7


four

two

seven

three

five



3 Look and say.

How old are you?



1 I'm six!



2!



3!




4!

4 Read and draw.



1 He's happy.




2 He's sad.

5

Yummy Chocolate!

1 Look, read and complete.



1 _ an _ n _ _

2 _ an _ _ ic _ e _

3 a _ pl _ _

4 c _ _ _ s

2 Look, read and **circle**.

1




- a apple
- b apples

2



- a banana
- b bananas

3



- a burger
- b burgers

4



- a chip
- b chips

3 Look, read and complete. Then ask your friend.

1



What's your favourite food?



.....,
yummy!

2



What's your favourite food?



.....,
yummy!

4 Draw and complete.

1



2



I like

I don't like

6

My Favourite Food!

1 Read and draw lines.

a chocolate cake

b milk



c pizza

d ice cream

e orange juice

2 Read, match and write.

- 1 chocolate
- 2 orange
- 3 ice

- a cream
- b cake
- c juice

- 1
- 2
- 3

3 Read and complete. Then say.

✓ I like

✗ I don't like

1



c h o c o l a t e

2



i _ e c _ _ _ m

3



p _ z _ a

4



b _ _ a n _ s

5



_ _ p _ e s

4 Draw and complete.



My favourite food is
.....

I ♥ English!

1 Read and **circle**.

1 How old are you?




A I'm five!
B Happy Birthday!

2 What's your favourite food?



A I like it.
B Pizza, yummy!


2  Listen and draw lines.



3 Look, read and put a tick (✓) or a cross (X).



I don't like orange juice.
I like milk. I don't like
apples. I like bananas. I
like chocolate cake.



4 Look and write. Then colour.

MY PARTY FOOD




















Let's Play!



SUPERMARKET



7

My Animals!

1 Look and complete.

1



s w i m

2



_ a n _ _

3



j _ m _

4



_ u _

5




si _ _

2 Look, read and draw lines.

1



2



3



4



5



6



a mouse

b chimp

c cat

d horse

e fish

f sheep

3 Read and complete.



1 Dan can dance.

2 can swim.

3 can sing.

4 can run.

4 Read and complete.




What am I?



1 I can run. **horse**

2 I can jump.

3 I can swim.

4 I can dance.

8

I Can Jump!

1 Look, read and complete.



1 A dog can r _ _ .



2 A mouse can j _ m _ .



3 A fish can sw _ _ .



4 A chimp can c _ _ mb.



5 A bird can f _ y.

2 Look and write.



1 They **can dance**.



2 He



3 They



4 He



5 She



6 It

3 Look, read and write.

- swim • run • dance • climb

Can you swim? 1



Yes, I !

..... you
..... ?

2



No, !

..... you
..... ?

3



Yes, !

..... you
..... ?

4



Yes, !


4 Read and complete about yourself.

- 1 Can you climb?
- 2 Can you fly?
- 3 Can you sing?
- 4 Can you dance?

9

At the Circus!

1 Look and write.



2 Read and do.

1 I can jump like a frog.

2 I can run like a horse.


3 I can dance like a chimp.


4 I can sing like a bird.


5 I can swim like a fish.


3 Read and complete.



Lulu can  1) -----.


Lulu can  2) -----.


Lulu can't  3) -----.


Lulu can't  4) -----.

4 Read and complete.



Larry can  1) -----.

Larry can  2) -----.

Larry can't  3) -----.


I English!

1 Read and circle.

1 I can swim like a fish!



A I like chips!
B I can swim too!





2 Can you run?




A Yes, I can.
B Yes, a horse.



2  Listen and put a tick (✓) or a cross (X).

	run	fly	dance	climb
	✓			
	✓			



3 Read and match.

① magician

② clown

③ chimp

④ circus



CRSUIC

WLCON

IMHCP

GANMAICI



CIRCUS

.....

.....

.....

4 Read and write.



- 1 a red frog **c**
- 2 a blue fish
- 3 a green frog
- 4 a yellow fish

Let's Play!



Clive the Clown
can:



Marvin the
Magician can:





START








FINISH

A R C U S





My Toys!

1 Read and draw lines.

1 	2 	3 
a toy soldier	b teddy bear	c ballerina

2 Read and put a tick (✓) or a cross (X).


1 	a pink ballerina <input type="checkbox"/>
2 	a green toy soldier <input type="checkbox"/>
3 	a brown teddy bear <input type="checkbox"/>

3 Where is it? Look, read and answer.

• Yes, it is. • No, it isn't.



A: Is it on the bed?
B: **Yes, it is.**



A: Is it on the chair?
B:



A: Is it under the box?
B:




A: Is it under the shelf?
B:

4 Read and colour.

1 The green teddy bear is on the bed.

2 The red teddy bear is in the box.



3 The blue teddy bear is under the chair.

11

She's got blue eyes!

1 Read, look and complete.

- brown eyes
- dark hair




1 She's got



2 He's got

2 Read, look and write the correct number.




- a nose
- ears
- dark hair
- a mouth
- eyes

3 Read and complete.

• He's got • She's got



She's got green eyes.



..... dark hair.



..... big ears.



..... a small nose.

4 Colour and write.



1 He's got hair.

2 He's got eyes.

12

Teddy's Wonderful!

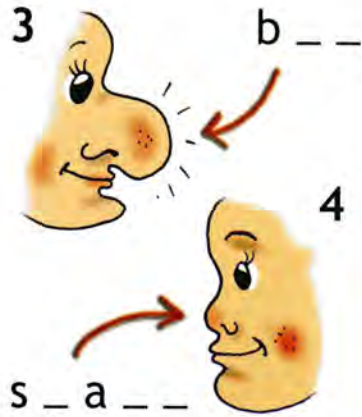
1 Read and complete.



p _ _ p _ t



j _ c _ - in - t _ _ - b _ x



b _ _

4

s _ a _ _

2 Choose and colour. Then write.



My favourite toy is my
I've got a too.

3 Read and complete.

• It's got • It hasn't got



It's got dark hair.



..... brown eyes.



..... small ears.



..... a small nose.

4 Read and complete.

This is Lulu.

She's **5**

She's got  hair.


She's got  eyes.



I ♥ English!

1 Read and circle.

1 Where's the teddy bear?



- A No, it isn't.
B It's on the table.

2 I've got green eyes!



- A I've got brown eyes.
B Yes, I have.

2 Listen and choose.



3 Match and write. Use: **ballerina**, **toy soldier**, **puppet**, **teddy bear**, **jack-in-the-box**.



.....



.....



.....



.....



.....


4 Read and write. Then stick your photo.

I'm

I'm

I've got hair.

I've got eyes.




Let's Play!



t _ d _ y _ e _ r




b _ l _ e _ _ n _




p _ _ p _ _



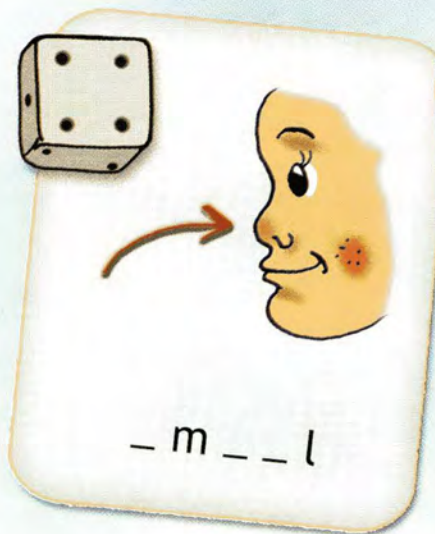


_ o _ s _ l _ _ e _



t _ _ _ _ x



“ _ a c _ _ i _
_ _ _ b _ _ ”



13

My Holidays!

1 Read and complete.



What's the weather like?



It's



It's



It's

2 What's the weather like? Read and draw.



It's hot and sunny today.



It's raining today.

3 Read and circle.




1 It's my hat!
your



2 Take off my jacket!
your

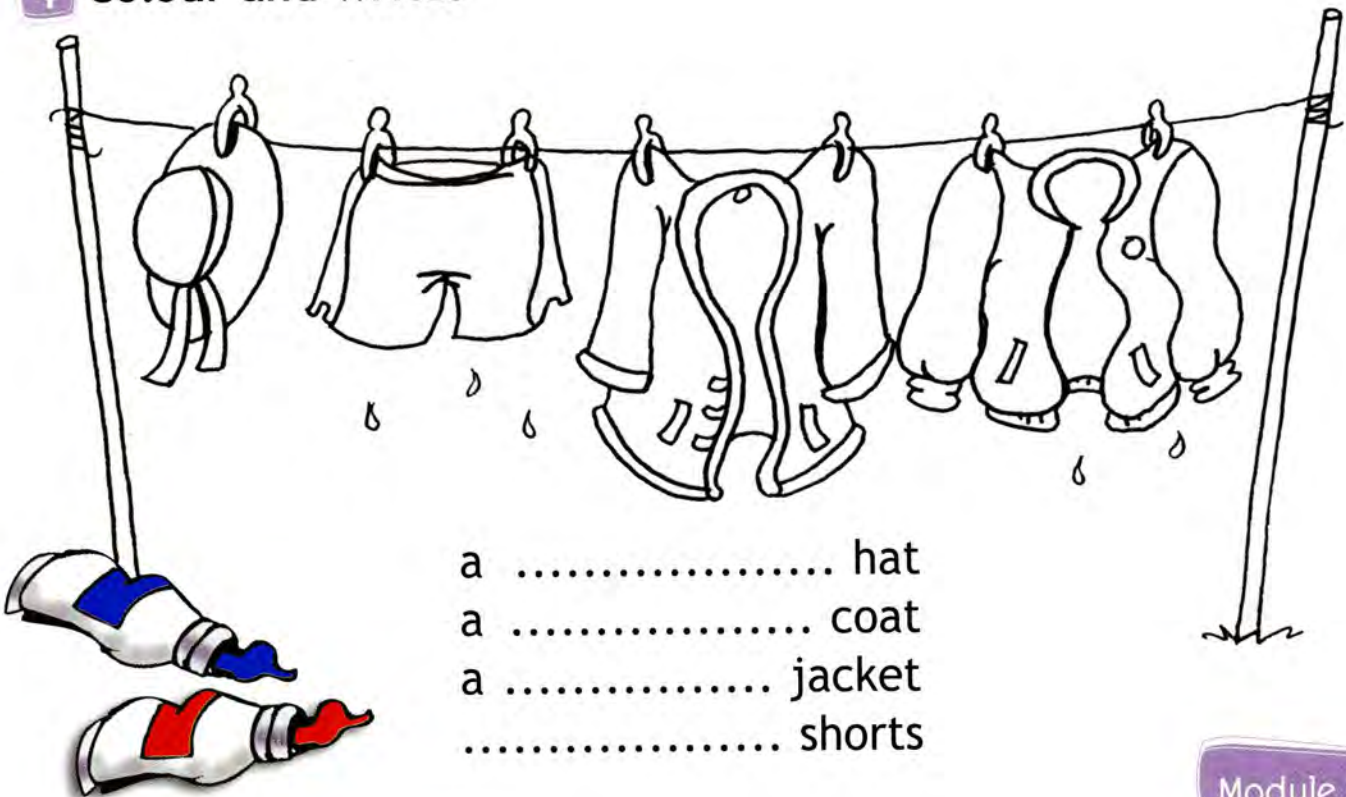


3 Put on my coat!
your



4 Look at my shorts!
your

4 Colour and write.



- a hat
- a coat
- a jacket
- shorts

14

It's Windy!

1 Read and put a tick (✓) or a cross (X).



jeans

4



hat

2



shoes

5



skirt

3



T-shirt

6



coat

2 Read and match.



- 1 It's raining! d
- 2 It's hot!
- 3 It's cold!
- 4 It's sunny!
- 5 It's windy!



3 What's Nanny Shine wearing today? Look, read and complete.

I'm wearing
my yellow 1) and
my black 2)
And look at my shoes!
They're 3) !



4 Colour and write.



I'm wearing my
..... !

15

A Magic Island!

1 Read and complete the seasons.

1 s _ _ i _ g

2 _ um _ e _

3 w _ _ t _ _

4 a _ t _ m _


2 Read and complete.



raining



cold



sunny



hot

1 It's **winter** and it's **cold**.

2 It's and
it's

3 It's

.....

4 It's and it's

.....

3 Read and complete.

A Larry's wearing a yellow 1) **T-shirt**, blue
2) **j**..... and a red
3) **j**.....
Lulu's wearing a green
4) **c**..... and a
yellow 5) **s**.....
It's cold today!



B Larry's wearing a
1) **T**-..... and
white 2) **s**.....
Lulu's wearing a hat,
a T-shirt and a blue
3) **s**.....
It's hot today!


I English!

1 Read and **circle**.

1 It's hot!



A Take off your jacket!
B Put on your jacket!



2 What's the weather like?

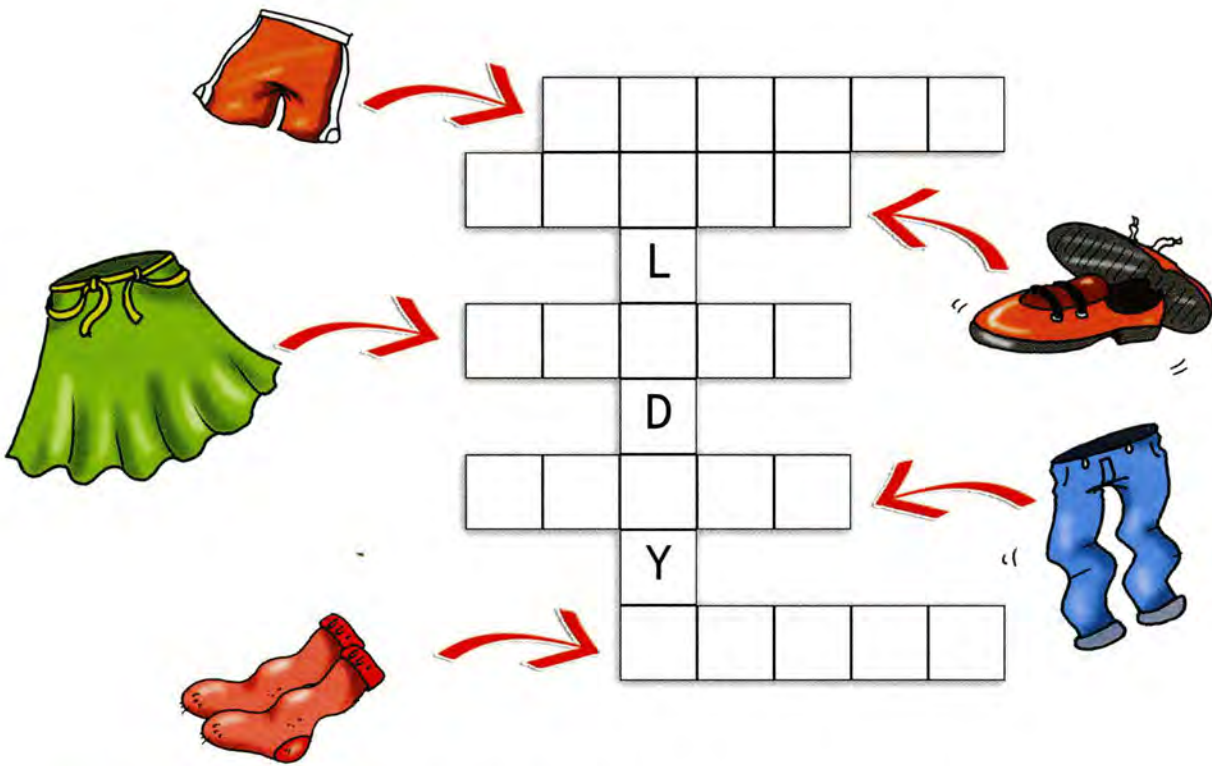


A I like summer!
B It's windy!


2  Listen and draw lines.



3 Look and write. What's the magic word?



4 It's holiday time! Dress Chuckles.



Chuckles is wearing ...

Let's Play!





Craftwork

Sheets





A large rectangular area enclosed by a dotted line, intended for a child to write or draw.




A second large rectangular area enclosed by a dotted line, located below the first one, also intended for a child to write or draw.



To:


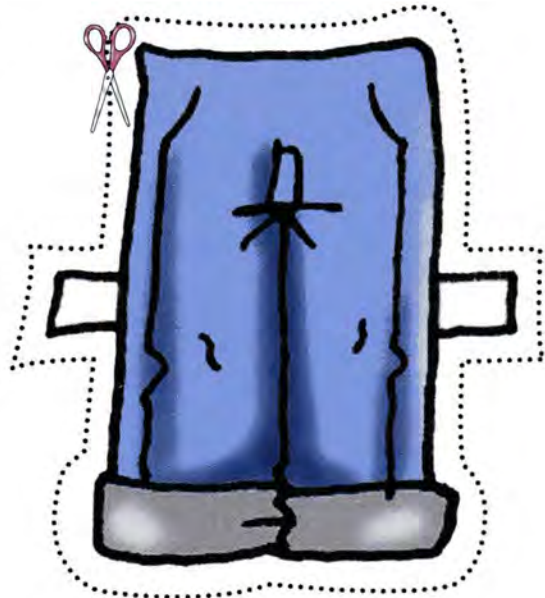
From:

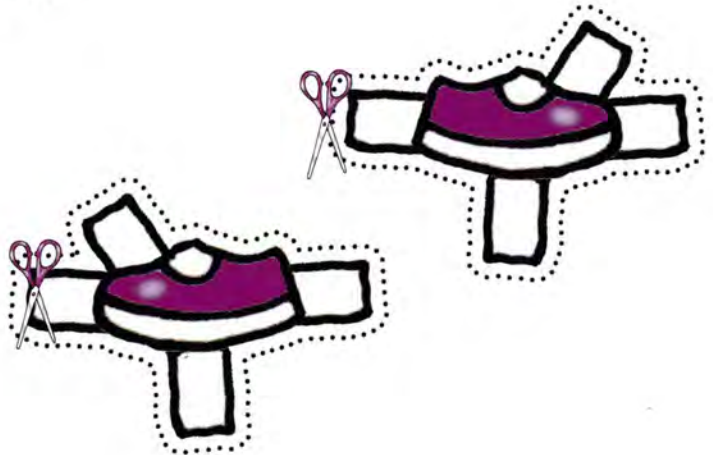








Module 5









Spotlight

WORKBOOK

Virginia Evans
Jenny Dooley
Nadezhda Bykova
Marina Pospelova

2



Express Publishing



PROSVESHCHENIYE
PUBLISHERS

Spotlight 2

WORKBOOK



I SBN 978-5-09-016316-3



9 785090 163163



Express Publishing



ПРОСВЕЩЕНИЕ
ИЗДАТЕЛЬСТВО